













1. 1. How long have you been a member of this local church?

		Response Percent	Response Count
Not a member		2.6%	2
One year or less		3.9%	3
2 - 4 years		3.9%	3
5 - 9 years		10.5%	8
10 -19 years		22.4%	17
20 or more years		56.6%	43
answered question			76
skipped question			2

2. 2. How long does it usually take you to travel from home to church?

		Response Percent	Response Count
5 minutes or less		15.6%	12
6 - 10 minutes		27.3%	21
11 - 15 minutes		33.8%	26
16 - 30 minutes		18.2%	14
31 - 44 minutes		3.9%	3
45 or more minutes		1.3%	1
answered question			77
skipped question			1




3. 3. On the average, about how many times have you attended church worship during the past year?

		Response Percent	Response Count
None		0.0%	0
About once or twice a year		2.6%	2
Once or twice every three months		6.5%	5
About once a month		0.0%	0
About two or three times a month		41.6%	32
Four times a month or more		49.4%	38
answered question			77
skipped question			1







4. 4. In how many church organizations, committees, and groups do you hold membership (not counting congregational membership itself)?

		Response Percent	Response Count
None		12.0%	9
One		37.3%	28
Two		22.7%	17
Three		17.3%	13
Four or more		10.7%	8
answered question			75
skipped question			3





5. 5. Has your involvement in the congregation increased, decreased, or remained about the same in the last few years?

		Response Percent	Response Count
Increased		37.7%	29
Remained the same		46.8%	36
Decreased		15.6%	12
answered question			77
skipped question			1









6. If your participation has INCREASED, which of the following are reasons for that? (check all that apply):

		Response Percent	Response Count
More time available		36.1%	13
Because of children		8.3%	3
Accepted office or other new responsibility in the church		63.9%	23
Better health		11.1%	4
Stronger faith		11.1%	4
More positive attitude toward the church		13.9%	5
answered question			36
skipped question			42






7. If your participation has DECREASED, which of the following are reasons for that? (check all that apply):

		Response Percent	Response Count
Less time available		26.7%	4
Because of children		6.7%	1
Given up office or other new responsibility in the church		40.0%	6
Health problems		53.3%	8
Decreased faith		0.0%	0
More negative attitude toward the church		0.0%	0
		answered question	15
		skipped question	63






8. 6. Approximately how much does your family household contribute to your church per year? (If single or widowed, you as an individual?)

		Response Percent	Response Count
Under \$200		0.0%	0
\$200 - 599		6.6%	5
\$600 - 999		10.5%	8
\$1,000 - 1,499		17.1%	13
\$1,500 - 2,499		22.4%	17
\$2,500 - 3,499		13.2%	10
\$3,500 - 4,999		10.5%	8
\$5,000 - 7,499		17.1%	13
Over \$7,500		2.6%	2
answered question			76
skipped question			2

9. 7. How many persons or families have you invited to visit or join the church in the past year?

		Response Percent	Response Count
None		42.1%	32
One		31.6%	24
Two		17.1%	13
Three		6.6%	5
Four or more		2.6%	2
answered question			76
skipped question			2

10. 8. How many of your closest friends attend this church?











		Response Percent	Response Count
None		26.0%	20
One		9.1%	7
Two		9.1%	7
Three		9.1%	7
Four or more		46.8%	36
answered question			77
skipped question			1

11. Listed below are a number of tasks that a local church is likely to perform. Please respond to each item by indicating whether you feel your congregation needs to give it more emphasis; whether you are very or generally satisfied with your congregation's current performance of the task; or whether you feel the task currently receives too much emphasis.

	Needs More Emphasis	Very Satisfied	Generally Satisfied	Receives Too Much Emphasis	Response Count
1. Offering worship that provides a meaningful experience of God and the Christian tradition	8.1% (6)	60.8% (45)	31.1% (23)	0.0% (0)	74
2. Providing worship that expresses the Gospel in contemporary language and forms	13.5% (10)	44.6% (33)	40.5% (30)	1.4% (1)	74
3. Providing Christian education for children and youth	26.4% (19)	40.3% (29)	33.3% (24)	0.0% (0)	72
4. Providing Christian education programs for adults	10.8% (8)	55.4% (41)	33.8% (25)	0.0% (0)	74
5. Helping members deepen their personal, spiritual relationship with God	17.6% (13)	39.2% (29)	43.2% (32)	0.0% (0)	74
6. Sharing the good news of the Gospel with the unchurched	45.1% (32)	12.7% (9)	40.8% (29)	1.4% (1)	71
7. Engaging in acts of charity and service to persons in need	6.8% (5)	78.1% (57)	13.7% (10)	1.4% (1)	73
8. Encouraging members to act on the relationship of the Christian faith to social, political, and economic issues	16.4% (12)	35.6% (26)	43.8% (32)	4.1% (3)	73
9. Providing a caring ministry for the sick, shut-ins and the bereaved	4.1% (3)	71.2% (52)	23.3% (17)	1.4% (1)	73
10. Providing pastoral counseling to help members deal with personal problems	4.2% (3)	56.3% (40)	38.0% (27)	1.4% (1)	71
11. Providing fellowship opportunities for members	8.2% (6)	63.0% (46)	24.7% (18)	4.1% (3)	73
12. Helping members understand their use of money, time and	27.8% (20)	33.3% (24)	37.5% (27)	1.4% (1)	72













talents as expressions of Christian stewardship					
13. Supporting the global mission of the church/denomination	8.6% (6)	42.9% (30)	45.7% (32)	2.9% (2)	70
14. Helping members discover their own gifts for ministry and service	29.6% (21)	23.9% (17)	46.5% (33)	0.0% (0)	71
15. Participating in activities and programs with other local religious groups	24.7% (18)	26.0% (19)	45.2% (33)	4.1% (3)	73
16. Expressing our denominational heritage/tradition	5.6% (4)	37.5% (27)	52.8% (38)	4.2% (3)	72
answered question					74
skipped question					4





12. Overall, which ONE task does your congregation do best?

		Response Percent	Response Count
1. Offering worship that provides a meaningful experience of God and the Christian tradition		28.4%	19
2. Providing worship that expresses the Gospel in contemporary language and forms		4.5%	3
3. Providing Christian education for children and youth		3.0%	2
4. Providing Christian education programs for adults		1.5%	1
5. Helping members deepen their personal, spiritual relationship with God		3.0%	2
6. Sharing the good news of the Gospel with others		0.0%	0
7. Engaging in acts of charity and service to persons in need		28.4%	19
8. Encouraging members to act on the relationship of the Christian faith to social, political, and economic issues		1.5%	1
9. Providing a caring ministry for the sick, shut-ins and the bereaved		16.4%	11
10. Providing pastoral counseling to help members deal with personal problems		1.5%	1
11. Providing fellowship opportunities for members		11.9%	8
12. Helping members understand their use of money, time and talents as expressions of Christian stewardship		0.0%	0

13. Supporting the global mission of the church/denomination	0.0%	0
14. Helping members discover their own gifts for ministry and service	0.0%	0
15. Participating in activities and programs with other local religious groups	0.0%	0
16. Expressing our denominational heritage/tradition	0.0%	0
answered question		67
skipped question		11

13. For the sake of your own personal involvement in your congregation, which ONE task would you most like to see strengthened?

		Response Percent	Response Count
1. Offering worship that provides a meaningful experience of God and the Christian tradition		11.1%	7
2. Providing worship that expresses the Gospel in contemporary language and forms		6.3%	4
3. Providing Christian education for children and youth		14.3%	9
4. Providing Christian education programs for adults		4.8%	3
5. Helping members deepen their personal, spiritual relationship with God		11.1%	7
6. Sharing the good news of the Gospel with others		6.3%	4
7. Engaging in acts of charity and service to persons in need		1.6%	1
8. Encouraging members to act on the relationship of the Christian faith to social, political, and economic issues		3.2%	2
9. Providing a caring ministry for the sick, shut-ins and the bereaved		1.6%	1
10. Providing pastoral counseling to help members deal with personal problems		1.6%	1
11. Providing fellowship opportunities for members		6.3%	4
12. Helping members understand their use of money, time and talents as expressions of Christian stewardship		6.3%	4

13. Supporting the global mission of the church/denomination		1.6%	1
14. Helping members discover their own gifts for ministry and service		15.9%	10
15. Participating in activities and programs with other local religious groups		4.8%	3
16. Expressing our denominational heritage/tradition		3.2%	2
answered question			63
skipped question			15

14. In order to carry out its tasks, every church must deal with certain organizational issues, such as making decisions, sharing information, and developing resources. Listed below are a number of statements describing such issues. To what extent do you agree or disagree that each statement describes your congregation? A "Don't Know" response is provided, but please use it only when absolutely necessary.

	Strongly Agree	Agree	Disagree	Strongly Disagree	Don't Know	Response Count
1. Members are well informed about what the various committees and groups in the church are doing.	9.5% (7)	63.5% (47)	17.6% (13)	8.1% (6)	1.4% (1)	74
2. The activities taking place in the congregation are well publicized to the surrounding community	1.4% (1)	30.1% (22)	39.7% (29)	15.1% (11)	13.7% (10)	73
3. Study of the needs of the congregation and the community is regularly undertaken as the basis for church planning	4.1% (3)	37.8% (28)	37.8% (28)	8.1% (6)	12.2% (9)	74
4. Members and groups get a lot of support and encouragement for trying something new in the congregation	6.8% (5)	47.3% (35)	35.1% (26)	5.4% (4)	5.4% (4)	74
5. Members are encouraged to discover their particular gifts for ministry and service	4.1% (3)	62.2% (46)	23.0% (17)	6.8% (5)	4.1% (3)	74
6. Lay leaders are provided the training they need for their committee and task assignments	6.8% (5)	66.2% (49)	17.6% (13)	0.0% (0)	9.5% (7)	74
7. Every member who is capable and interested has an equal opportunity to hold key leadership positions	23.3% (17)	69.9% (51)	4.1% (3)	0.0% (0)	2.7% (2)	73
8. The theological and biblical implications of important decisions are regularly discussed	2.7% (2)	44.6% (33)	31.1% (23)	4.1% (3)	17.6% (13)	74
9. Important decisions about the life of the church are rarely made without open discussion by church leaders and members	8.2% (6)	50.7% (37)	23.3% (17)	8.2% (6)	9.6% (7)	73
10. Disagreements and conflicts are dealt with openly rather than	2.7% (2)	37.8% (28)	43.2% (32)	8.1% (6)	8.1% (6)	74

11. It is easy to summarize for visitors and non-members how our congregation differs from other congregations in the area	4.1% (3)	47.3% (35)	36.5% (27)	1.4% (1)	10.8% (8)	74
12. Members help each other out in times of trouble	51.4% (38)	41.9% (31)	4.1% (3)	0.0% (0)	2.7% (2)	74
13. Cooperative programs with churches of other denominations are highly valued in our church	4.1% (3)	62.2% (46)	21.6% (16)	5.4% (4)	6.8% (5)	74
14. The current morale of our church membership is high	2.7% (2)	68.5% (50)	26.0% (19)	2.7% (2)	0.0% (0)	73
15. There is a sense of excitement among members about our church's future	5.4% (4)	56.8% (42)	32.4% (24)	4.1% (3)	1.4% (1)	74
answered question						74
skipped question						4

15. 1.

	1 History and Tradition	2	3	4	5	6	7 Contemporary Ideas	Response Count
Our church is more influenced by history and tradition or by contemporary ideas and trends.	12.5% (9)	25.0% (18)	31.9% (23)	18.1% (13)	11.1% (8)	1.4% (1)	0.0% (0)	72
answered question								72
skipped question								6

16. 2.

	1 Similar To	2	3	4	5	6	7 Very Different From	Response Count
Members are similar to or very different from the people who live immediately around the church.	7.1% (5)	18.6% (13)	8.6% (6)	22.9% (16)	30.0% (21)	10.0% (7)	2.9% (2)	70
answered question								70
skipped question								8

17. 3.

	1 Very Involved	2	3	4	5	6	7 Not at all Involved	Response Count
Our church is very involved or not at all involved with the community around the church.	2.8% (2)	6.9% (5)	26.4% (19)	31.9% (23)	19.4% (14)	11.1% (8)	1.4% (1)	72
answered question								72
skipped question								6

18. 4.

	1 Serving our Members	2	3	4	5	6	7 Serving the World	Response Count
Our church is primarily oriented to serving our members or to serving the world beyond our membership.	11.3% (8)	16.9% (12)	29.6% (21)	36.6% (26)	4.2% (3)	0.0% (0)	1.4% (1)	71
answered question								71
skipped question								7

19. 5.

	1 One Large Family	2	3	4	5	6	7 Loose Knit Association	Response Count
Our congregation feels like one large family or like a loosely knit association of individuals and groups.	19.7% (14)	21.1% (15)	23.9% (17)	9.9% (7)	16.9% (12)	5.6% (4)	2.8% (2)	71
answered question								71
skipped question								7

20. 6.

	1 Known as Prestigious	2	3	4	5	6	7 Not "Status" Church	Response Count
Our church is known as a prestigious one in the area or is not considered one of the "status" churches in the area.	1.4% (1)	5.6% (4)	8.3% (6)	34.7% (25)	16.7% (12)	25.0% (18)	8.3% (6)	72
answered question								72
skipped question								6

21. 7.

	1 Educational	2	3	4	5	6	7 Activist	Response Count
Our church's approach to social issues is basically educational, leaving any action to individual conscience or is decidedly "activist". We take stands on social issues as a congregation.	18.1% (13)	22.2% (16)	25.0% (18)	30.6% (22)	2.8% (2)	0.0% (0)	1.4% (1)	72
answered question								72
skipped question								6

22. 8.

	1 Gradual Growth	2	3	4	5	6	7 Conversion	Response Count
Our congregation's approach to individual salvation emphasizes education, nurture and gradual growth in faith or stresses conversion and a born-again experience.	29.2% (21)	34.7% (25)	26.4% (19)	9.7% (7)	0.0% (0)	0.0% (0)	0.0% (0)	72
answered question								72
skipped question								6

23. 9.

	1 Strong Denominational	2	3	4	5	6	7 Difficult to Know	Response Count
Our congregation gives strong expression to our denominational identity and heritage or it's difficult to know to which denomination our congregation belongs.	19.7% (14)	39.4% (28)	23.9% (17)	11.3% (8)	4.2% (3)	1.4% (1)	0.0% (0)	71
answered question								71
skipped question								7

24. 10.

	1 Create Partnerships	2	3	4	5	6	7 Work by Ourselves	Response Count
Our congregation strives to create partnerships with other local churches or prefers to work by ourselves or through our denominational channels.	2.8% (2)	12.7% (9)	26.8% (19)	18.3% (13)	21.1% (15)	14.1% (10)	4.2% (3)	71
answered question								71
skipped question								7

25. All congregations have an identity, or a sense of who they are, that all members share in and yet any individual member stands somewhat apart from. Please rate your agreement or disagreement with the following statements from your perspective as an individual looking at your congregation's overall identity and vision.

	Strongly Agree	Agree	Disagree	Strongly Disagree	Response Count
1. Our church's identity, as it is, is one with which I feel comfortable.	30.6% (22)	62.5% (45)	6.9% (5)	0.0% (0)	72
2. It is easy for me to tell my friends what is unique about our church.	18.1% (13)	61.1% (44)	19.4% (14)	1.4% (1)	72
3. I have a clear understanding of what our church stands for.	19.4% (14)	62.5% (45)	18.1% (13)	0.0% (0)	72
4. An effective effort was made to instruct me in our church's mission.	9.7% (7)	66.7% (48)	19.4% (14)	4.2% (3)	72
5. I have a strong sense of belonging to this congregation.	54.2% (39)	38.9% (28)	6.9% (5)	0.0% (0)	72
6. Being at this church has made a difference in my spiritual life.	46.5% (33)	45.1% (32)	8.5% (6)	0.0% (0)	71
answered question					72
skipped question					6

26. In your judgment how high or low a priority would you like each of the following to be for the pastor of this church? It is worth remembering that not every task can be highest priority, and that in reality, only 3 or 4 probably can be. You may want to read the entire list, then go back and make your priority rankings.

	Very high priority	High priority	Moderate priority	Low priority	Response Count
1. Providing administrative leadership for the congregation's ministry	25.0% (17)	44.1% (30)	27.9% (19)	2.9% (2)	68
2. Actively and visibly supporting the church's stewardship program	15.9% (11)	49.3% (34)	33.3% (23)	1.4% (1)	69
3. Directly involving laity in the planning and leadership of church programs and events	27.9% (19)	48.5% (33)	22.1% (15)	1.5% (1)	68
4. Planning and leading a program of new member recruitment	27.1% (19)	50.0% (35)	22.9% (16)	0.0% (0)	70
5. Participating in local community activities, issues and problems	8.7% (6)	20.3% (14)	49.3% (34)	21.7% (15)	69
6. Holding social justice issues before members	1.4% (1)	26.1% (18)	46.4% (32)	26.1% (18)	69
7. Planning and leading worship sensitive to the needs of the congregation	49.3% (35)	46.5% (33)	4.2% (3)	0.0% (0)	71
8. Emphasizing the spiritual development of members	30.0% (21)	42.9% (30)	27.1% (19)	0.0% (0)	70
9. Visiting the sick, shut-in and bereaved	20.0% (14)	55.7% (39)	22.9% (16)	1.4% (1)	70
10. Visiting members at their homes	4.3% (3)	24.3% (17)	45.7% (32)	25.7% (18)	70
11. Pastoral counseling of members having personal, family and/or work related problems	17.6% (12)	50.0% (34)	26.5% (18)	5.9% (4)	68
12. Developing and supporting religious education programs for children and youth	17.1% (12)	47.1% (33)	31.4% (22)	4.3% (3)	70
13. Developing and leading adult education programs	4.3% (3)	52.9% (37)	40.0% (28)	2.9% (2)	70

14. Supporting the world mission of the church	4.3% (3)	37.1% (26)	47.1% (33)	11.4% (8)	70
15. Participating in denominational activities beyond the local church, that is, at the regional or national level	1.4% (1)	30.0% (21)	47.1% (33)	21.4% (15)	70
16. Preparing and preaching inspiring sermons	71.8% (51)	23.9% (17)	4.2% (3)	0.0% (0)	71
answered question					71
skipped question					7

27. Please assess each of the following in terms of size.

	Excellent	Adequate	Needs attention, but not immediately	Needs immediate attention	Response Count
Worship space	67.1% (49)	30.1% (22)	2.7% (2)	0.0% (0)	73
Educational space	39.7% (29)	54.8% (40)	5.5% (4)	0.0% (0)	73
Fellowship space	58.9% (43)	41.1% (30)	0.0% (0)	0.0% (0)	73
Office space	35.6% (26)	58.9% (43)	5.5% (4)	0.0% (0)	73
Parking	64.4% (47)	34.2% (25)	1.4% (1)	0.0% (0)	73
answered question					73
skipped question					5

28. Please assess each of the following in terms of general condition and aesthetic appeal.

	Excellent	Adequate	Needs attention, but not immediately	Needs immediate attention	Response Count
Worship space	54.8% (40)	39.7% (29)	5.5% (4)	0.0% (0)	73
Educational space	15.3% (11)	59.7% (43)	23.6% (17)	1.4% (1)	72
Fellowship space	42.5% (31)	50.7% (37)	5.5% (4)	1.4% (1)	73
Office space	27.4% (20)	65.8% (48)	5.5% (4)	1.4% (1)	73
Parking	55.6% (40)	41.7% (30)	2.8% (2)	0.0% (0)	72
Exterior and grounds	45.8% (33)	45.8% (33)	6.9% (5)	1.4% (1)	72
answered question					73
skipped question					5

29. How satisfied are you with the following aspects of our Christian Education program:

	Very Satisfied	Satisfied	Dissatisfied	Very Dissatisfied	Response Count
Children's program (0 - 5th grade)	27.3% (18)	71.2% (47)	1.5% (1)	0.0% (0)	66
Youth program (6th - 12th grade)	3.0% (2)	63.6% (42)	27.3% (18)	6.1% (4)	66
Adult program	20.0% (13)	73.8% (48)	6.2% (4)	0.0% (0)	65
The total number of people in our education programs	3.0% (2)	43.9% (29)	42.4% (28)	10.6% (7)	66
The times and days our programs are held	13.2% (9)	80.9% (55)	2.9% (2)	2.9% (2)	68
The training provided our teachers	4.5% (3)	68.2% (45)	24.2% (16)	3.0% (2)	66
answered question					69
skipped question					9

30. In your judgment how high or low a priority would you like each of the following to be for the Christian Education program for children in this church (0 - 5th grade)?

	High priority	Moderate priority	Low priority	No priority	Don't Know	Response Count
1. Teaching children about the Bible and the church	66.7% (46)	27.5% (19)	2.9% (2)	0.0% (0)	2.9% (2)	69
2. Giving children the feeling that they are loved by God and the church	84.3% (59)	12.9% (9)	1.4% (1)	0.0% (0)	1.4% (1)	70
3. Developing in children a sense that Christian love includes respect for and service to others	84.3% (59)	14.3% (10)	0.0% (0)	0.0% (0)	1.4% (1)	70
4. Providing examples of what it means to be a Christian in today's world	62.9% (44)	34.3% (24)	1.4% (1)	0.0% (0)	1.4% (1)	70
5. Offering enjoyable fellowship activities	41.4% (29)	48.6% (34)	8.6% (6)	0.0% (0)	1.4% (1)	70
6. Including the children in the worship service	43.5% (30)	47.8% (33)	7.2% (5)	0.0% (0)	1.4% (1)	69
answered question						70
skipped question						8

31. In your judgment how high or low a priority would you like each of the following to be for the Christian Education program for youth of this church (grades 6 - 12)?

	High priority	Moderate priority	Low priority	No priority	Don't Know	Response Count
1. Educational programming that is biblically centered	57.1% (40)	37.1% (26)	4.3% (3)	0.0% (0)	1.4% (1)	70
2. Educational programming that helps youth clarify values and beliefs	87.1% (61)	11.4% (8)	0.0% (0)	0.0% (0)	1.4% (1)	70
3. Programming that involves youth in serving others	75.7% (53)	22.9% (16)	0.0% (0)	0.0% (0)	1.4% (1)	70
4. Providing fellowship opportunities for youth to have fun in Christian setting	61.4% (43)	35.7% (25)	1.4% (1)	0.0% (0)	1.4% (1)	70
5. Youth choirs or other kinds of musical groups	31.4% (22)	51.4% (36)	12.9% (9)	2.9% (2)	1.4% (1)	70
6. Including the youth in the worship service	45.7% (32)	42.9% (30)	10.0% (7)	0.0% (0)	1.4% (1)	70
answered question						71
skipped question						7








32. Please identify how high or low a priority you like each of the following to be for the Christian Education program for adults of this church.

	High priority	Moderate priority	Low priority	No priority	Response Count
1. Study groups dealing with the Bible and theology	48.6% (34)	50.0% (35)	1.4% (1)	0.0% (0)	70
2. Study and discussion groups dealing with contemporary issues, topics and problems	59.4% (41)	31.9% (22)	7.2% (5)	1.4% (1)	69
3. Prayer, meditation and spirituality groups	18.8% (13)	56.5% (39)	21.7% (15)	2.9% (2)	69
4. Support groups in which members share with each other at the level of feelings and personal experience	21.7% (15)	36.2% (25)	36.2% (25)	5.8% (4)	69
5. Fellowship events or hobby groups	27.5% (19)	50.7% (35)	18.8% (13)	2.9% (2)	69
6. Evangelistic outreach and visitation groups	20.3% (14)	43.5% (30)	33.3% (23)	2.9% (2)	69
7. Social concern groups for planning and working on projects directed at community or social issues/problems	24.6% (17)	49.3% (34)	21.7% (15)	4.3% (3)	69
8. Recreation/Athletic activities	4.3% (3)	43.5% (30)	42.0% (29)	10.1% (7)	69
9. Literary/culture groups	4.4% (3)	36.8% (25)	50.0% (34)	8.8% (6)	68
10. Groups and classes that explore marriage, the family, and parenting issues	17.4% (12)	40.6% (28)	36.2% (25)	5.8% (4)	69
answered question					70
skipped question					8








33. Please identify whether you would attend any of these programs if more or better ones were offered.

	Would attend	Would not attend	Response Count
1. Study groups dealing with the Bible and theology	64.2% (43)	35.8% (24)	67
2. Study and discussion groups dealing with contemporary issues, topics and problems	69.1% (47)	30.9% (21)	68
3. Prayer, meditation and spirituality groups	27.9% (19)	72.1% (49)	68
4. Support groups in which members share with each other at the level of feelings and personal experience	28.8% (19)	71.2% (47)	66
5. Fellowship events or hobby groups	69.1% (47)	30.9% (21)	68
6. Evangelistic outreach and visitation groups	25.8% (17)	74.2% (49)	66
7. Social concern groups for planning and working on projects directed at community or social issues/problems	48.5% (33)	51.5% (35)	68
8. Recreation/Athletic activities	36.4% (24)	63.6% (42)	66
9. Literary/culture groups	27.9% (19)	72.1% (49)	68
10. Groups and classes that explore marriage, the family, and parenting issues	19.4% (13)	80.6% (54)	67
		answered question	68
		skipped question	10

34. If you were going to attend adult programs, which three of the following are the BEST times for you?

		Response Percent	Response Count
Weekend retreat		23.6%	17
Saturday morning		33.3%	24
Weekday morning		34.7%	25
Weekday afternoon		37.5%	27
Weekday evening		45.8%	33
Sunday morning		58.3%	42
Sunday evening		36.1%	26
answered question			72
skipped question			6

35. If you were going to attend adult programs, which three of the following are the WORST times for you?

		Response Percent	Response Count
Weekend retreat		52.8%	38
Saturday morning		45.8%	33
Weekday morning		50.0%	36
Weekday afternoon		43.1%	31
Weekday evening		33.3%	24
Sunday morning		12.5%	9
Sunday evening		48.6%	35
answered question			72
skipped question			6

36. For you, personally, how important are each of the following in the mix of qualities that make a good worship service?

	Need to have more emphasis	Very satisfied	Generally satisfied	Receives too much attention	Response Count
1. Providing time for members to greet one another	5.6% (4)	62.0% (44)	22.5% (16)	9.9% (7)	71
2. Providing worship that is emotionally moving	18.3% (13)	42.3% (30)	39.4% (28)	0.0% (0)	71
3. Providing worship that is intellectually challenging	22.9% (16)	37.1% (26)	40.0% (28)	0.0% (0)	70
4. Attention given to sacraments	1.4% (1)	61.4% (43)	37.1% (26)	0.0% (0)	70
5. Lay participation in leading worship	2.9% (2)	61.4% (43)	35.7% (25)	0.0% (0)	70
6. Use of inclusive, non-sexist language	1.5% (1)	57.4% (39)	36.8% (25)	4.4% (3)	68
7. Use of creeds or statements of faith	1.5% (1)	61.8% (42)	26.5% (18)	10.3% (7)	68
8. Silent prayer/meditation	10.1% (7)	47.8% (33)	40.6% (28)	1.4% (1)	69
9. Having parts of the worship especially for children	5.7% (4)	65.7% (46)	28.6% (20)	0.0% (0)	70
10. Use of new or unfamiliar hymns	5.7% (4)	24.3% (17)	55.7% (39)	14.3% (10)	70
11. Corporate prayer in which the entire congregation participates	1.5% (1)	42.4% (28)	47.0% (31)	9.1% (6)	66
12. Providing worship at times other than Sunday morning	14.1% (9)	28.1% (18)	48.4% (31)	9.4% (6)	64
13. Use of contemporary worship styles, music and language	33.3% (22)	24.2% (16)	34.8% (23)	7.6% (5)	66
answered question					71
skipped question					7









37. For you, personally, how important are each of the following in the mix of qualities that make a good sermon?

	Essential	Important	Not very important	Downright distracting	Response Count
1. Sets forth a clear faith position as a guide for making decisions and living a faithful life	31.4% (22)	64.3% (45)	4.3% (3)	0.0% (0)	70
2. Based on a clear, unambiguous of religious authority	8.6% (6)	52.9% (37)	35.7% (25)	2.9% (2)	70
3. Touches directly on my everyday life	28.2% (20)	62.0% (44)	9.9% (7)	0.0% (0)	71
4. Contains scholarly or literary illustrations	4.3% (3)	56.5% (39)	37.7% (26)	1.4% (1)	69
5. Is biblically based and illustrated	24.3% (17)	61.4% (43)	14.3% (10)	0.0% (0)	70
6. Makes me reflect on issues and events that go beyond my personal life and local community	36.2% (25)	56.5% (39)	7.2% (5)	0.0% (0)	69
7. Is challenging and thought-provoking	52.9% (37)	44.3% (31)	2.9% (2)	0.0% (0)	70
8. Obviously flows from the depth of the preacher's own personal faith and spiritual convictions	30.0% (21)	50.0% (35)	17.1% (12)	2.9% (2)	70
9. Is comforting and reassuring	18.6% (13)	52.9% (37)	25.7% (18)	2.9% (2)	70
10. Is carefully composed and skillfully delivered	38.0% (27)	57.7% (41)	4.2% (3)	0.0% (0)	71
11. Is spiritually moving and inspirational	46.5% (33)	49.3% (35)	4.2% (3)	0.0% (0)	71
12. Sets forth various sides of an issue without advocating one position as the only Christian position	12.7% (9)	64.8% (46)	19.7% (14)	2.8% (2)	71
answered question					71
skipped question					7

38. Please identify to what extent you are satisfied with the following aspects of your church:

	Very Satisfied	Satisfied	Dissatisfied	Very Dissatisfied	Response Count
1. The music (choir, anthems, and instrumentals) during Sunday worship	61.1% (44)	37.5% (27)	1.4% (1)	0.0% (0)	72
2. The congregation's Sunday worship, other than the music	34.7% (25)	59.7% (43)	5.6% (4)	0.0% (0)	72
3. The way your spiritual needs are being met in the worship service	30.6% (22)	62.5% (45)	6.9% (5)	0.0% (0)	72
answered question					72
skipped question					6

39. If you could choose any time on Sunday morning, what time would you prefer for worship to start?

		Response Percent	Response Count
Before 8:00 am		0.0%	0
8:00 am		1.4%	1
8:30 am		1.4%	1
9:00 am		4.2%	3
9:30 am		1.4%	1
10:00 am		29.2%	21
10:30 am		9.7%	7
11:00 am		50.0%	36
11:30 am or later		2.8%	2
answered question			72
skipped question			6

40. In your judgment how high or low a priority would you like each of the following to be for the way the congregation could be involved with community and social issues?

	High priority	Moderate priority	Low priority	No priority	Response Count
1. Providing or supporting social services for persons in need	50.0% (35)	42.9% (30)	7.1% (5)	0.0% (0)	70
2. Providing meeting rooms in the church for community groups working on various issues and problems	31.4% (22)	65.7% (46)	2.9% (2)	0.0% (0)	70
3. Encouraging the minister to use a portion of his/her time working with community and social action groups	8.6% (6)	47.1% (33)	35.7% (25)	8.6% (6)	70
4. Calling attention to social, community and world issues from the pulpit and in study groups	24.3% (17)	58.6% (41)	14.3% (10)	2.9% (2)	70
5. Organizing social issue advocacy or action groups	4.3% (3)	27.5% (19)	47.8% (33)	20.3% (14)	69
6. Linking interested lay members to denominational, ecumenical or non-church social service or advocacy programs	8.8% (6)	54.4% (37)	30.9% (21)	5.9% (4)	68
7. Giving money to denominational programs	8.8% (6)	58.8% (40)	30.9% (21)	1.5% (1)	68
8. Giving money to ecumenical or nondenominational programs	4.3% (3)	50.7% (35)	39.1% (27)	5.8% (4)	69
9. Helping organize or support disadvantaged groups to pursue their own causes	14.5% (10)	34.8% (24)	40.6% (28)	10.1% (7)	69
10. Lobbying and petitioning corporate and government officials on peace and justice issues	5.8% (4)	37.7% (26)	29.0% (20)	27.5% (19)	69
				answered question	70
				skipped question	8

41. What priority would you give to the following efforts to encourage the congregation's stewardship program?

	High priority	Moderate priority	Low priority	No priority	Response Count
1. Strong appeals from the pulpit	32.9% (23)	58.6% (41)	8.6% (6)	0.0% (0)	70
2. Adult education programs on the meaning of Christian stewardship	29.0% (20)	62.3% (43)	8.7% (6)	0.0% (0)	69
3. Mailings to members clearly setting out the reasons for Christian stewardship	50.0% (35)	42.9% (30)	7.1% (5)	0.0% (0)	70
4. Encourage membership pledging	72.9% (51)	22.9% (16)	2.9% (2)	1.4% (1)	70
5. Every member canvass or visitation	24.3% (17)	25.7% (18)	45.7% (32)	4.3% (3)	70
6. Tithing or proportionate giving	20.0% (14)	47.1% (33)	25.7% (18)	7.1% (5)	70
7. Hiring a professional fund raising consultant or group	0.0% (0)	14.3% (10)	42.9% (30)	42.9% (30)	70
8. Fund-raisers such as fairs, bazaars, tag sales, etc.	8.6% (6)	30.0% (21)	42.9% (30)	18.6% (13)	70
9. Encourage giving to a church endowment through wills and bequests	8.6% (6)	58.6% (41)	32.9% (23)	0.0% (0)	70
10. Special giving appeals for a charitable cause or mission effort	27.1% (19)	54.3% (38)	17.1% (12)	1.4% (1)	70
answered question					70
skipped question					8

42. If the congregation were able to raise significantly more money than currently budgeted, how high a priority would you give to the following uses of that money?

	High priority	Moderate priority	Low priority	No priority	Response Count
1. Increased support to our denomination	22.9% (16)	44.3% (31)	30.0% (21)	2.9% (2)	70
2. Increased support for community social service programs	37.1% (26)	52.9% (37)	8.6% (6)	1.4% (1)	70
3. Increased support for world missions	29.0% (20)	52.2% (36)	17.4% (12)	1.4% (1)	69
4. Increase current staff salaries	10.0% (7)	47.1% (33)	37.1% (26)	5.7% (4)	70
5. Hire additional staff	17.9% (12)	32.8% (22)	37.3% (25)	11.9% (8)	67
6. Renovate, enlarge or add to current facilities	20.0% (14)	22.9% (16)	40.0% (28)	17.1% (12)	70
7. Increase budget for educational and program materials and resources	33.8% (23)	47.1% (32)	17.6% (12)	1.5% (1)	68
8. Begin an endowment or add to an existing one	17.4% (12)	34.8% (24)	37.7% (26)	10.1% (7)	69
9. Increase evangelistic efforts and advertising	26.5% (18)	44.1% (30)	23.5% (16)	5.9% (4)	68
answered question					70
skipped question					8

43. In thinking about the many possible ways that the church could use to share the “good news” of the Gospel and to recruit new members for the church, members were asked to rate the priority of each of the following efforts.

	High priority	Moderate priority	Low priority	No priority	Response Count
1. Stressing from the pulpit the importance of members inviting others to visit our church	30.4% (21)	62.3% (43)	7.2% (5)	0.0% (0)	69
2. Appeals to members to make a personal witness about their faith to others	22.1% (15)	36.8% (25)	38.2% (26)	2.9% (2)	68
3. The use of newspaper advertisements	11.6% (8)	44.9% (31)	33.3% (23)	10.1% (7)	69
4. The use of radio or television	4.4% (3)	23.5% (16)	48.5% (33)	23.5% (16)	68
5. Mailing church literature to newcomers in your community	37.3% (25)	43.3% (29)	13.4% (9)	6.0% (4)	67
6. Pastoral or lay visits to newcomers in your community	25.0% (17)	50.0% (34)	14.7% (10)	10.3% (7)	68
7. Using a group of lay volunteers to canvass (knock on doors in) the neighborhood	2.9% (2)	20.6% (14)	50.0% (34)	26.5% (18)	68
8. The use of a church web site	47.8% (33)	44.9% (31)	5.8% (4)	1.4% (1)	69
9. Developing church programs especially targeted at unchurched persons in your community	35.8% (24)	47.8% (32)	16.4% (11)	0.0% (0)	67
10. Changing the style of your worship to make it more appealing to the unchurched	20.3% (14)	29.0% (20)	40.6% (28)	10.1% (7)	69
11. Developing home Bible, prayer and study groups to which friends who are not members are invited	14.7% (10)	42.6% (29)	39.7% (27)	2.9% (2)	68
				answered question	69
				skipped question	9










44. Overall, to what extent do you think your congregation needs to increase or improve its efforts at evangelism?

		Response Percent	Response Count
To a great extent		36.2%	25
To some extent		59.4%	41
We are doing fine as is		4.3%	3
We're doing too much now		0.0%	0
answered question			69
skipped question			9

45. To what extent would you personally be willing to get more involved in the evangelistic efforts of your congregation?

		Response Percent	Response Count
To a great extent		4.3%	3
To a moderate extent		27.5%	19
To some extent		58.0%	40
Not at all		10.1%	7
answered question			69
skipped question			9






46. In thinking about what **ORIGINALLY** attracted you to this congregation, select from the list below those reasons that best match your reasons for coming. You may select more than one.

		Response Percent	Response Count
The Minister		59.7%	40
My friends are here		26.9%	18
The church's reputation		9.0%	6
Adult education program		9.0%	6
Child and youth program		37.3%	25
The music program		47.8%	32
The social outreach		14.9%	10
The worship style		53.7%	36
The self-help groups		0.0%	0
The denominational ties		44.8%	30
		answered question	67
		skipped question	11

47. In thinking about what KEEPS you as part of this congregation, select from the list below those reasons that best match your reasons for coming. You may select more than one.

		Response Percent	Response Count
The Minister		60.9%	42
My friends are here		71.0%	49
The church's reputation		15.9%	11
Adult education program		18.8%	13
Child and youth program		10.1%	7
The music program		56.5%	39
The social outreach		27.5%	19
The worship style		55.1%	38
The self-help groups		0.0%	0
The denominational ties		36.2%	25
answered question			69
skipped question			9

48. Which one of the following best expresses your view of the Bible?

		Response Percent	Response Count
The Bible is an ancient book of history, legends and cultural stories recorded by man. It has little value today except as classic literature.		1.4%	1
The Bible is a valuable book because it was written by wise and good people. I do not believe it is really God's word but it can teach us many moral precepts.		5.8%	4
The Bible is the record of many different people's response to God and because of this, people and churches today must interpret the Bible's basic moral and religious teachings for themselves.		29.0%	20
The Bible is the inspired Word of God and its basic moral and religious teachings are clear and true, even if it reflects some human error.		55.1%	38
The Bible is the actual Word of God and is to be taken literally.		8.7%	6
		answered question	69
		skipped question	9



49. Please rate your agreement or disagreement with the following belief statements.

	Strongly Agree	Agree	Neutral or Unsure	Disagree	Strongly Disagree	Response Count
1. There is no other way to salvation but through belief in Jesus Christ	44.8% (30)	14.9% (10)	17.9% (12)	14.9% (10)	7.5% (5)	67
2. Human beings have developed over millions of years from less advanced forms of life	36.4% (24)	31.8% (21)	13.6% (9)	7.6% (5)	10.6% (7)	66
3. Jesus' resurrection from the dead was an actual event	48.5% (33)	23.5% (16)	23.5% (16)	4.4% (3)	0.0% (0)	68
4. All religions are equally good ways of helping a person find ultimate truth.	7.5% (5)	32.8% (22)	29.9% (20)	20.9% (14)	9.0% (6)	67
5. The Bible has answers for all of the basic questions of life	21.7% (15)	44.9% (31)	24.6% (17)	7.2% (5)	1.4% (1)	69
6. Social justice is at the heart of the Gospel	24.2% (16)	42.4% (28)	31.8% (21)	1.5% (1)	0.0% (0)	66
7. It is often difficult to live out my faith in daily work, leisure and community life.	4.5% (3)	40.3% (27)	17.9% (12)	29.9% (20)	7.5% (5)	67
answered question						69
skipped question						9






50. Please rate how often you engage in the following practices.

	Daily	Few times a week	Once a week	Few times a month	Seldom or never	Response Count
1. How often do you spend time in private devotional activity such as prayer, meditation, reading the Bible or other spiritual books?	37.7% (26)	27.5% (19)	13.0% (9)	14.5% (10)	7.2% (5)	69
2. How often do you use the Web at home or at your office?	59.7% (40)	22.4% (15)	1.5% (1)	4.5% (3)	11.9% (8)	67
3. How often do you use email?	70.6% (48)	17.6% (12)	2.9% (2)	1.5% (1)	7.4% (5)	68
4. How often do you look at religious Internet sites?	1.5% (1)	2.9% (2)	4.4% (3)	23.5% (16)	67.6% (46)	68
5. How often do you volunteer your time in social service?	2.9% (2)	11.8% (8)	10.3% (7)	51.5% (35)	23.5% (16)	68
answered question						69
skipped question						9


51. Gender?

		Response Percent	Response Count
Male		36.9%	24
Female		63.1%	41
answered question			65
skipped question			13




52. Age?

		Response Percent	Response Count
Under 20		0.0%	0
20 - 24		0.0%	0
25 - 34		0.0%	0
35 - 44		4.3%	3
45 - 54		7.2%	5
55 - 64		18.8%	13
65 - 74		43.5%	30
75 or over		26.1%	18
answered question			69
skipped question			9







53. Racial/Ethnic Background?

		Response Percent	Response Count
White		100.0%	70
Native American		0.0%	0
Black		0.0%	0
Pacific Islander		0.0%	0
Hispanic		0.0%	0
Mixed		0.0%	0
Asian		0.0%	0
answered question			70
skipped question			8

54. Marital Status?

		Response Percent	Response Count
Single, never married		0.0%	0
Living in a committed relationship		0.0%	0
Married		76.8%	53
Widowed		15.9%	11
Separated or divorced		7.2%	5
answered question			69
skipped question			9

55. Number of children living at home?

		Response Percent	Response Count
Age 0 - 5		23.4%	15
Age 6 - 12		23.4%	15
Age 13 - 18		21.9%	14
Age 19 and over		25.0%	16
No children living at home		64.1%	41
Do not have children		12.5%	8
answered question			64
skipped question			14






56. Which best describes your current household?

		Response Percent	Response Count
One person living alone		17.1%	12
A couple without children		60.0%	42
One adult with child/children		1.4%	1
Two or more adults with child/children		14.3%	10
Several adults living in the same household		7.1%	5
answered question			70
skipped question			8







57. What is your highest level of formal education?

		Response Percent	Response Count
Less than high school graduate		0.0%	0
High school graduate		8.5%	6
Some college, trade or vocational school		29.6%	21
College degree		33.8%	24
Post graduate work or degree		28.2%	20
answered question			71
skipped question			7



58. Are you?

		Response Percent	Response Count
Retired		59.7%	43
Employed full time		22.2%	16
Not currently employed		1.4%	1
Employed part time		13.9%	10
Full time "houseperson" or student		2.8%	2
		answered question	72
		skipped question	6




59. If currently employed, presently job-hunting or retired, what is/was your occupation?

		Response Percent	Response Count
Service worker: policeperson, barbers, janitors, beauticians, waiters, ushers, etc.		4.8%	3
Clerical worker: bookkeepers, secretaries, mail carriers, telephone operators, etc.		22.6%	14
Farmer/Rancher		0.0%	0
Operative or Laborer: semi-skilled and unskilled workers in construction and manufacturing, etc.		0.0%	0
Tradesperson: carpenters, masons, plumbers, electricians, machinists, etc.		0.0%	0
Sales worker: insurance and real estate agents, brokers, salespersons, etc.		6.5%	4
Proprietor, manager or public official: city manager, credit officers, buyers, floor managers, etc.		3.2%	2
Professional, technical: teachers, doctors, computer programmer, architects, accountants, artists, etc.		56.5%	35
Other (please specify)		6.5%	4
		answered question	62
		skipped question	16

60. Are you self-employed or an independent business person?

		Response Percent	Response Count
Yes		7.9%	5
No		92.1%	58
answered question			63
skipped question			15

61. If married, is your spouse employed?

		Response Percent	Response Count
Yes, full time		28.8%	15
Yes, part time		15.4%	8
No		55.8%	29
answered question			52
skipped question			26




62. What is your household income range?

		Response Percent	Response Count
Under \$25,000		10.6%	7
\$25,000 - 49,999		13.6%	9
\$50,000 - 74,999		24.2%	16
\$75,000 - 99,999		27.3%	18
\$100,000 - 149,999		21.2%	14
\$150,000 or more		3.0%	2
answered question			66
skipped question			12











63. How many years have you lived in this general area?

		Response Percent	Response Count
One year or less		0.0%	0
2 - 4 years		1.4%	1
5 - 9 years		9.7%	7
10 - 19 years		18.1%	13
20 or more years		70.8%	51
answered question			72
skipped question			6

64. How likely is it that you might move out of this general area within the next few years?

		Response Percent	Response Count
Definitely will move		2.8%	2
Probably will move		0.0%	0
Might move (50/50)		8.5%	6
Probably will not move		26.8%	19
Very unlikely to move		62.0%	44
answered question			71
skipped question			7

65. In what denomination were you raised? If you were involved with more than one denomination when you were growing up, with which did you have the greatest identification?

		Response Percent	Response Count
Baptist		11.1%	8
Disciples of Christ		0.0%	0
Episcopal		2.8%	2
Lutheran		6.9%	5
Methodist		18.1%	13
Presbyterian		27.8%	20
United Church of Christ		4.2%	3
Unitarian/Universalist		0.0%	0
Other Protestant		4.2%	3
Roman Catholic		8.3%	6
None		4.2%	3
Other (please specify)		12.5%	9
answered question			72
skipped question			6

66. Now that you have spent this time reflecting on the congregation present situation, think for a bit about your vision for the future of this church. Please take a few final minutes and discuss your hope for the church's future. What are your dreams, desires, and wishes for the church over the next five years?

	Response Count
	52
answered question	52
skipped question	26